
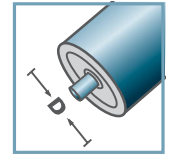


Round Belt Drive RR-			
Type	Di	Da	Load Rating C [daN]
50x1,5.40	47,3	49,5	80

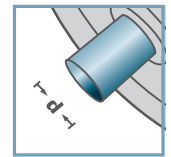
- ☛ Housing: Plastic
- ☛ Single Labyrinth Seal: Plastic
- ☛ Bearing 6202
also with two bearings available



RR-40



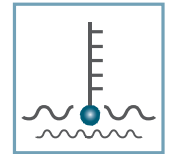
D [mm]
50



d [mm]
12; SW11



C [daN]
80



T [°C]
0° - 80°



EP 2



Carton [pcs.]

100

Plastic Belt Drive