


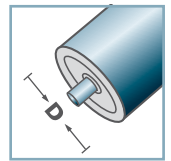
| KTR-25        |         |      |                     |
|---------------|---------|------|---------------------|
| Type          | Di +0,2 | Da   | Load Rating C [daN] |
| KTR-40x3,0.25 | 37,3    | 39,9 | 50                  |
| KTR-50x1,5.25 | 47,3    | 49,9 | 50                  |
| KTR-50x2,8.25 | 44,6    | 49,9 | 50                  |

**Other dimensions on request!**

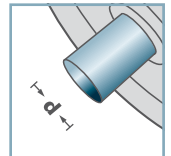
- ☛ Housing: Plastic
- ☛ Bearing RL-25
  - ☛ Bearing Shell: Steel, Hardened
  - ☛ Inner Race: Steel, Hardened, Zinc plated
  - ☛ Ball Cage: Plastic
  - ☛ Ball: Steel



**KTR-25**



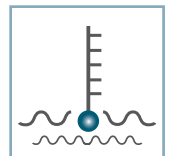
**D** [mm]  
40 - 50



**d** [mm]  
8; 10; 12



**C** [daN]  
50



**T** [°C]  
0° - 80°



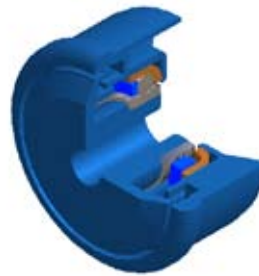
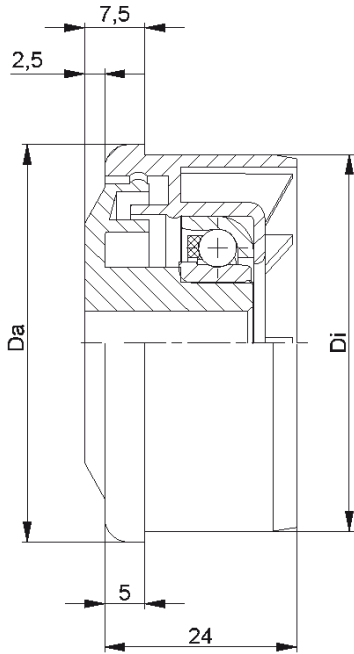
Vactra No. 2



**Carton** [pcs.]

ø40: 400  
ø50: 300


**KTR/KTE**



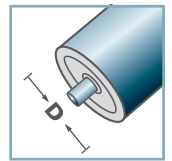
| KTR-30        |         |      |                     |
|---------------|---------|------|---------------------|
| Type          | Di +0,2 | Da   | Load Rating C [daN] |
| KTR-50x1,5.30 | 47,3    | 49,9 | 80                  |
| KTR-50x2,8.30 | 44,6    | 49,9 | 80                  |
| KTR-60x1,5.30 | 57,3    | 59,9 | 80                  |

**Other dimensions on request!**

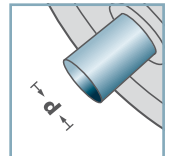
- ☛ Housing: Plastic
- ☛ Single Labyrinth Seal: Plastic
- ☛ Bearing RL-30
  - ☛ Bearing Shell: Steel, Hardened
  - ☛ Inner Race: Steel, Hardened
  - ☛ Ball Cage: Plastic
  - ☛ Ball: Steel



**KTR-30**



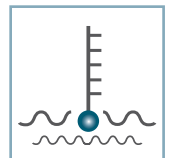
**D** [mm]  
50 - 60



**d** [mm]  
10; 12; 15; SW11



**C** [daN]  
80



**T** [°C]  
0° - 80°




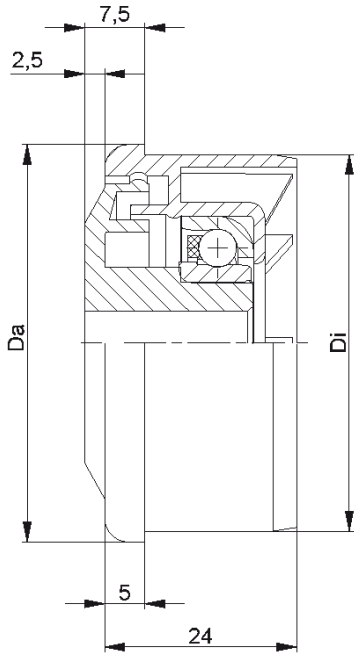
Vactra No. 2



**Carton** [pcs.]

250


**KTR/KTE**



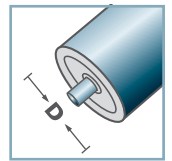
| KTR-31        |         |      |                     |
|---------------|---------|------|---------------------|
| Type          | Di +0,2 | Da   | Load Rating C [daN] |
| KTR-50x1,5.31 | 47,3    | 49,9 | 25                  |
| KTR-50x2,8.31 | 44,6    | 49,9 | 25                  |
| KTR-60x1,5.31 | 57,3    | 59,9 | 25                  |

**Other dimensions on request!**

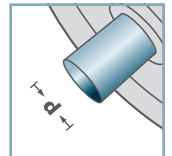
- ☛ Housing: Plastic
- ☛ Single Labyrinth Seal: Plastic
- ☛ Bearing RL-31
  - ☛ Bearing Shell: 1.4301
  - ☛ Inner Race: 1.4305
  - ☛ Ball Cage: Plastic
  - ☛ Ball: 1.4301



**KTR-31**



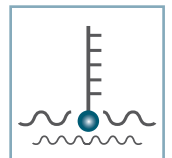
**D** [mm]  
50 - 60



**d** [mm]  
10; 12; 15; SW11



**C** [daN]  
25



**T** [°C]  
0° - 80°



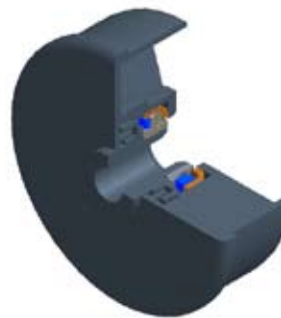
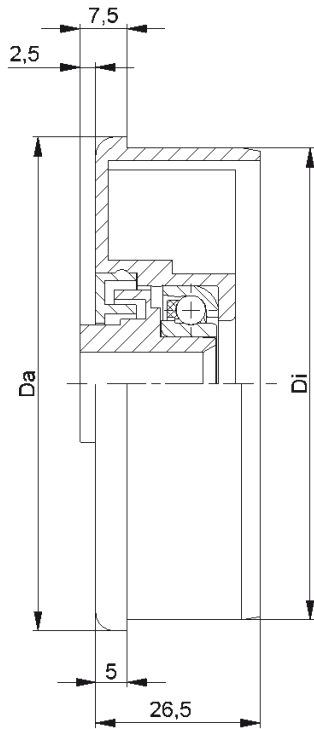
Vactra No. 2



**Carton** [pcs.]

250


**KTR/KTE**



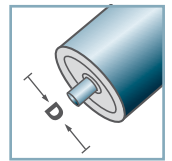
| KTR-30        |         |      |                     |
|---------------|---------|------|---------------------|
| Type          | Di +0,2 | Da   | Load Rating C [daN] |
| KTR-80x2,0.30 | 76,3    | 79,9 | 80                  |

**Other dimensions on request!**

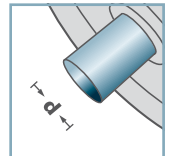
- ☛ Housing: Plastic
- ☛ Inner Labyrinth Seal: Plastic
- ☛ Outer Labyrinth Seal: Plastic
- ☛ Bearing RL-30
  - ☛ Bearing Shell: Steel, Hardened
  - ☛ Inner Race: Steel, Hardened
  - ☛ Ball Cage: Plastic
  - ☛ Ball: Steel



**KTR-30**



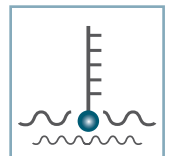
**D** [mm]  
80



**d** [mm]  
12; 15; SW11



**C** [daN]  
80



**T** [°C]  
0° - 80°



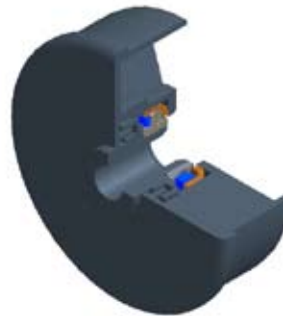
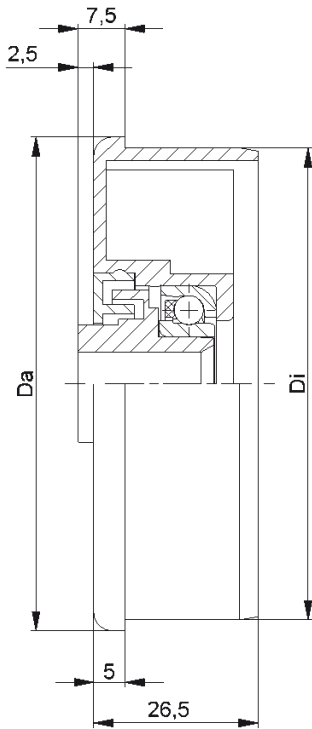
Vactra No. 2



**Carton** [pcs.]

100


**KTR/KTE**



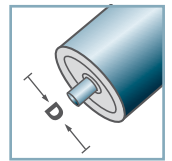
| KTR-31        |         |      |                     |
|---------------|---------|------|---------------------|
| Type          | Di +0,2 | Da   | Load Rating C [daN] |
| KTR-80x2,0.31 | 76,3    | 79,9 | 25                  |

Other dimensions on request!

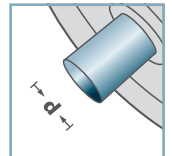
- ☛ Housing: Plastic
- ☛ Inner Labyrinth Seal: Plastic
- ☛ Outer Labyrinth Seal: Plastic
- ☛ Bearing RL-31
  - ☛ Bearing Shell: 1.4301
  - ☛ Inner Race: 1.4305
  - ☛ Ball Cage: Plastic
  - ☛ Ball: 1.4301



KTR-31



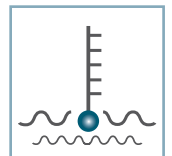
**D** [mm]  
80



**d** [mm]  
12; 15; SW11



**C** [daN]  
25



**T** [°C]  
0° - 80°



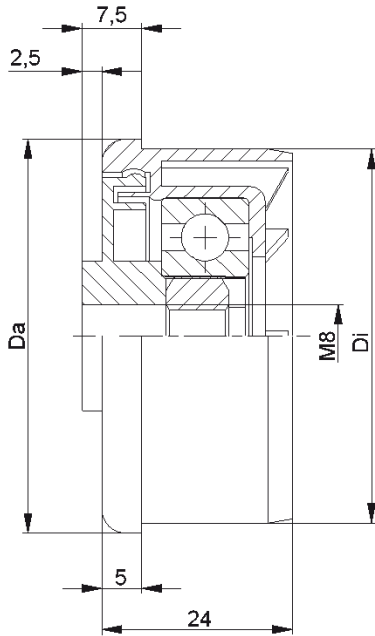
Vactra No. 2



**Carton** [pcs.]

100


KTR/KTE



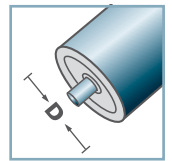
| KTR-40        |         |      |                     |
|---------------|---------|------|---------------------|
| Type          | Di +0,2 | Da   | Load Rating C [daN] |
| KTR-50x1,5.40 | 47,3    | 49,9 | 80                  |
| KTR-60x1,5.40 | 57,3    | 59,9 | 80                  |

**Other dimensions on request!**

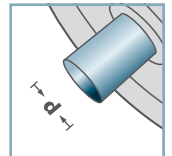
- ☛ Housing: Plastic
- ☛ Single Labyrinth Seal: Plastic
- ☛ Bearing 6202
- ☛ Hexagon Nut



**KTR-40**



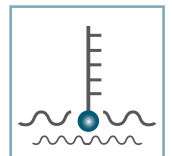
**D** [mm]  
50 - 60



**d** [mm]  
M8



**C** [daN]  
80



**T** [°C]  
0° - 80°

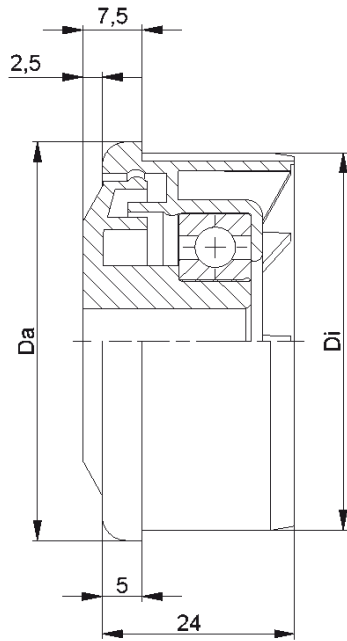


EP 2



**Carton** [pcs.]  
ø50: 250  
ø60: 100


**KTR/KTE**



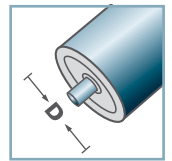
| KTR-42        |          |      |                     |
|---------------|----------|------|---------------------|
| Type          | Di +0,25 | Da   | Load Rating C [daN] |
| KTR-50x1,5.42 | 47,3     | 49,9 | 80                  |
| KTR-50x2,0.42 | 46,3     | 49,9 | 80                  |
| KTR-50x2,8.42 | 44,6     | 49,9 | 80                  |
| KTR-60x1,5.42 | 57,3     | 59,9 | 80                  |
| KTR-60x2,0.42 | 56,3     | 59,9 | 80                  |

**Other dimensions on request!**

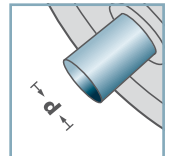
- ☛ Housing: Plastic
- ☛ Single Labyrinth Seal: Plastic
- ☛ Bearing 6002



**KTR-42**



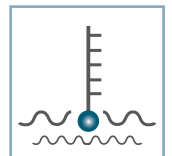
**D** [mm]  
50 - 60



**d** [mm]  
10; 12; 15; SW11



**C** [daN]  
80



**T** [°C]  
0° - 80°

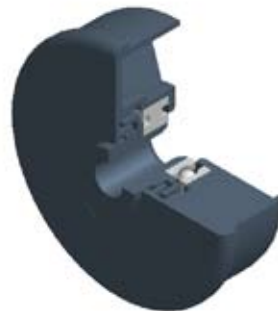
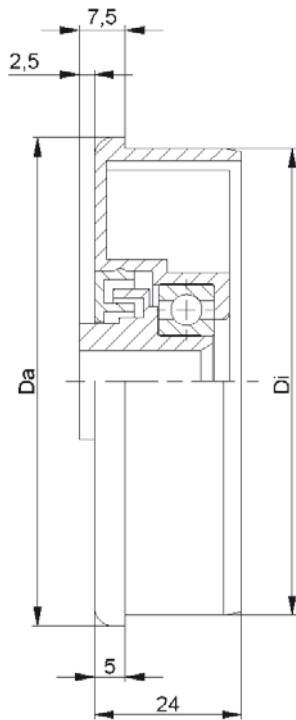


EP 2



**Carton** [pcs.]  
ø50: 250  
ø60: 100


**KTR/KTE**



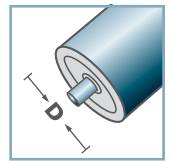
| KTR-42        |         |      |                     |
|---------------|---------|------|---------------------|
| Type          | Di +0,2 | Da   | Load Rating C [daN] |
| KTR-80x2,0.42 | 76,3    | 79,9 | 150                 |
| KTR-80x3,0.42 | 74,3    | 79,9 | 150                 |

**Other dimensions on request!**

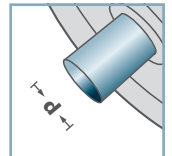
- ☛ Housing: Plastic
- ☛ Inner Labyrinth Seal: Plastic
- ☛ Outer Labyrinth Seal: Plastic
- ☛ Bearing 6002



**KTR-42**



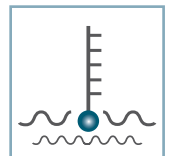
**D** [mm]  
80



**d** [mm]  
12; 15; SW11



**C** [daN]  
150



**T** [°C]  
0° - 80°



EP 2


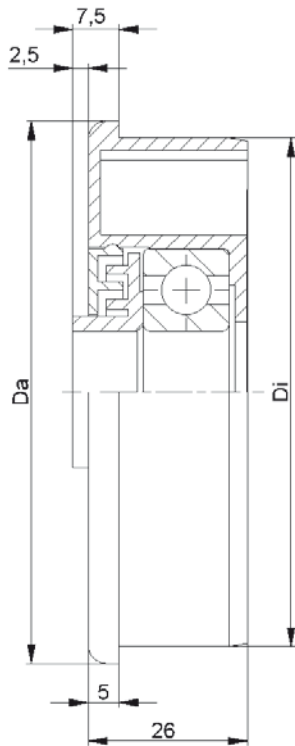


**Carton** [pcs.]

100

**KTR/KTE**






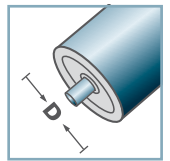
| KTR-44        |         |      |                     |
|---------------|---------|------|---------------------|
| Type          | Di +0,2 | Da   | Load Rating C [daN] |
| KTR-89x3,0.44 | 83,3    | 88,9 | 150                 |

Other dimensions on request!

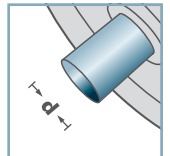
- ☛ Housing: Plastic
- ☛ Inner Labyrinth Seal: Plastic
- ☛ Outer Labyrinth Seal: Plastic
- ☛ Bearing 6204



**KTR-44**



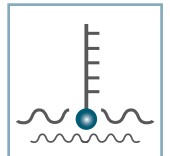
**D** [mm]  
89



**d** [mm]  
20



**C** [daN]  
150



**T** [°C]  
0° - 80°

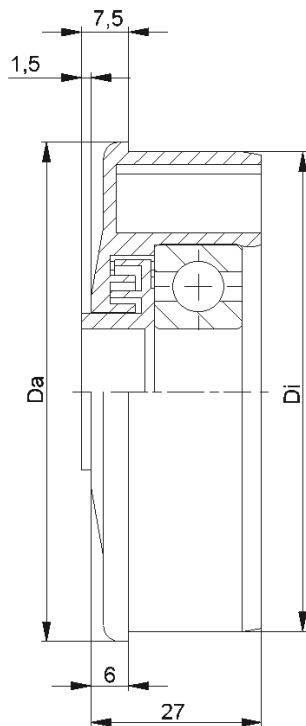


EP 2



**Carton** [pcs.]


80



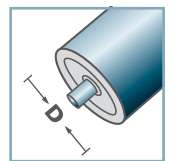
| KTR-44          |         |      |                     |
|-----------------|---------|------|---------------------|
| Type            | Di +0,2 | Da   | Load Rating C [daN] |
| KTR-63,5x2,9.44 | 58,0    | 63,4 | 150                 |
| KTR-80x2,0.44   | 76,4    | 79,9 | 150                 |

**Other dimensions on request!**

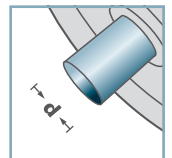
- ☛ Housing: Plastic
- ☛ Multiple Labyrinth Seal: Plastic
- ☛ Bearing 6204



**KTR-44**



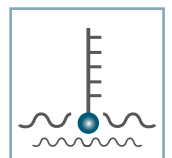
**D** [mm]  
63,5 - 80



**d** [mm]  
20



**C** [daN]  
150



**T** [°C]  
0° - 80°



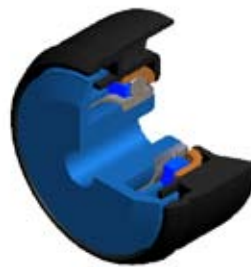
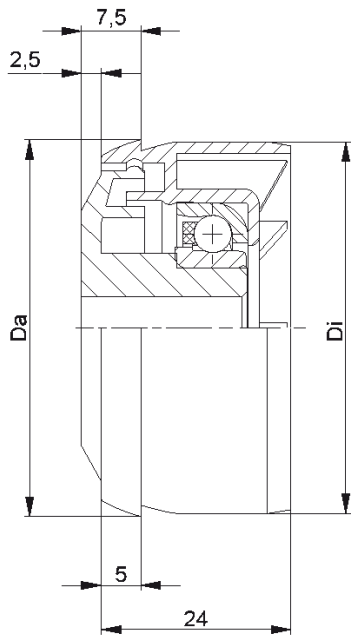
EP 2



**Carton** [pcs.]

100


**KTR/KTE**



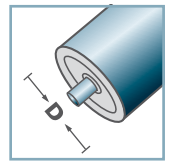
| KTE-30        |         |      |                     |
|---------------|---------|------|---------------------|
| Type          | Di +0,3 | Da   | Load Rating C [daN] |
| KTE-50x1,5.30 | 47,1    | 47,9 | 80                  |

Other dimensions on request!

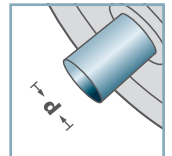
- ☛ Housing: Plastic
- ☛ Single Labyrinth Seal: Plastic
- ☛ Bearing RL-30
  - ☛ Bearing Shell: Steel, Hardened
  - ☛ Inner Race: Steel, Hardened
  - ☛ Cage: Plastic
  - ☛ Ball: Steel



KTE-30



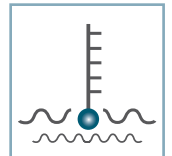
D [mm]  
50



d [mm]  
10; 12; 15; SW11



C [daN]  
80



T [°C]  
0° - 80°



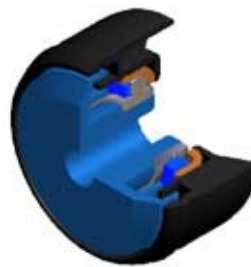
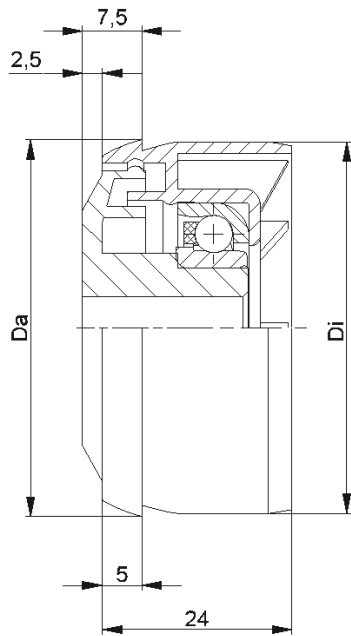
Vactra No. 2



Carton [pcs.]

250


KTR/KTE



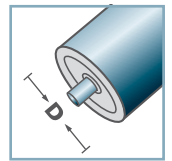
| KTE-31        |         |      |                     |
|---------------|---------|------|---------------------|
| Type          | Di +0,3 | Da   | Load Rating C [daN] |
| KTE-50x1,5.31 | 47,1    | 47,9 | 25                  |

Other dimensions on request!

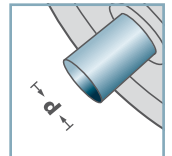
- ☛ Housing: Plastic
- ☛ Single Labyrinth Seal: Plastic
- ☛ Bearing RL-31
  - ☛ Bearing Shell: 1.4301
  - ☛ Inner Race: 1.4305
  - ☛ Cage: Plastic
  - ☛ Ball: 1.4301



KTE-31



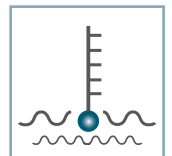
D [mm]  
50



d [mm]  
10; 12; 15; SW11



C [daN]  
25



T [°C]  
0° - 80°



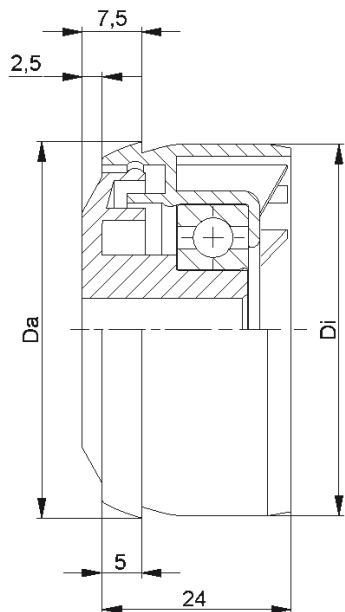
Vactra No. 2



Carton [pcs.]

250


KTR/KTE



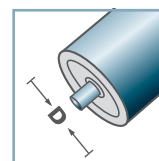
| KTE-42        |         |      |                     |
|---------------|---------|------|---------------------|
| Type          | Di +0,3 | Da   | Load Rating C [daN] |
| KTE-50x1,5.42 | 47,1    | 47,9 | 80                  |

Other dimensions on request!

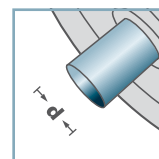
- ☛ Housing: Plastic
- ☛ Single Labyrinth Seal: Plastic
- ☛ Bearing 6002



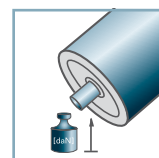
KTE-42



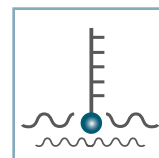
D [mm]  
50



d [mm]  
10; 12; 15; SW11



C [daN]  
80



T [°C]  
0° - 80°



EP 2



Carton [pcs.]

250

KTR/KTE